


QUARTERLY PHYSICAL REPORT OF OPERATION

As of June 30, 2023


Department : Department of Science and Technology (DOST)
 Agency/Entity : Philippine Science High School System
 Operating Unit : Central Visayas Campus
 Organization Code (UACS) : 19 016 0900008

Particulars	UACS CODE	Physical Target (Budget Year)					Physical Accomplishment (Budget Year)					Variance as of June 30, 2023	Remarks
		1st Quarter	2nd Quarter	3rd Quarter	4th Quarter	Total	1st Quarter	2nd Quarter	3rd Quarter	4th Quarter	Total		
1	2	3	4	5	6	7	8	9	10	11	12	13	14
SCIENCE, TECHNOLOGY, ENGINEERING AND MATHEMATICS (STEM) SECONDARY EDUCATION ON SCHOLARSHIP BASIS PROGRAM OO : Increased competitiveness of Filipinos in Science and Engineering	3101000000000000												
Outcome Indicators													
1. Percentage of PSHSS graduates pursuing STEM courses				90%		90% (1,328/1,476)	-	-			-	-	Still on going college applications
2. Percentage of winnings/awards/recognition from the total number of STEM-related international (ASEAN included) competitions participated by the PSHSS				85%		85%	305.88%	545.45% (120/22)			441.03%	356.03%	
Scholars													
3. Percentile of PSHSS students in Math in the US-based Scholastic Aptitude Test (SAT)			80th percentile			80th percentile	-	-			-	-	To be reported in August 2023
Output Indicators													
1. Number of scholars supported				535		10,090	535	-			535	0	Still waiting for LAQE result to determine total enrollees for SY 2023-2024
2. Cohort survival rate: Percentage of scholars who advance to the succeeding grade level until they complete the 6-year scholarship period				90%		90% (1,328/1,476)	-	97.78% (88/90)			97.78% (88/90)	7.78%	88/90 = 1 student withdrew and 1 student was dismissed
3. Percentage of winnings, awards and recognition from total number of national and international competitions participated				85%		85%	117%	387% (58/15)			309.5%	224.5%	
4. Rank of the campuses based on the overall UPCAT scores of the PSHSS student-takers				Top 20		Top 20	-	Top 5			-	-	UPCA Result - 83 qualifiers out of 88 applicants
SCIENCE, TECHNOLOGY, ENGINEERING AND MATHEMATICS (STEM) PROMOTION PROGRAM OO : Increased competitiveness of Filipinos in Science and Engineering	3102000000000000												
Outcome Indicator													
1. Percentage of municipalities with applicants to the National Competitive Examination (NCE)					30%	30% (446 out of 1,488)	-	-			-	-	NCE application still on going
Output Indicators													
1. Number of municipality recipients of promotional activities					64	64	-	-			-	-	NCE campaign to be conducted at the start of SY 2023-2024 of DepEd elementary schools
2. Percentage of freshmen who were able to get a General Weighted Average (GWA) of 2.5 or better in the second quarter of the school year			90%			90% (1,647/1,830)	100%	100% (89/89)			100%	100%	2nd qtr of SY 2022-2023


Prepared By:


 NORMA B. ABEGONIA
 PLANNING OFFICER
 Date: July 13, 2023 03:25 PM

In coordination with:


 LORNA C. MARQUEZ
 SUPERVISING ADMINISTRATIVE OFFICER
 Date: July 13, 2023 03:25 PM

Approved By:


 RACHEL LUZ V. RICA
 CAMPUS DIRECTOR
 Date: July 13, 2023 03:30 PM