




**QUARTERLY REPORT OF REVENUE AND OTHER RECEIPTS**  
As at the Quarter Ending September 30, 2022


Department : Department of Science and Technology (DOST)  
 Agency : Philippine Science High School System  
 Operating Unit : Central Visayas Campus  
 Organization Code (UACS) : 19 016 0900008  
 Fund Cluster : 01 - Regular Agency Fund

Classification/Sources of Revenue and Other Receipts	UACS CODE	REVENUE TARGET (Annual) per BESF	Actual Revenue and Other Receipts Collections					Cumulative Remittance/Deposits to Date			Variance		Remarks
			1st Quarter Ending March 31	2nd Quarter Ending June 30	3rd Quarter Ending Sept. 30	4th Quarter Ending Dec. 31	Total	Remittance to BTr	Deposited with AGDB	TOTAL	Amount	%	
1	2	3	4	5	6	7	8=[(6+(-)7)-8+9]	9	10	11=(9+10)	12=(8-3)	13=(12/3)	14
<b>Regular Agency Fund</b>		317,000.00	157,647.00	161,911.11	175,966.86	0.00	495,524.97	422,224.97	71,500.00	493,724.97	178,524.97	56 %	
<b>Revenue Collections</b>		317,000.00	157,647.00	161,911.11	175,966.86	0.00	495,524.97	422,224.97	71,500.00	493,724.97	178,524.97	56 %	
<b>Cash Revenue</b>		317,000.00	157,647.00	161,911.11	175,966.86	0.00	495,524.97	422,224.97	71,500.00	493,724.97	178,524.97	56 %	
<b>Non-Tax</b>		317,000.00	157,647.00	161,911.11	175,966.86	0.00	495,524.97	422,224.97	71,500.00	493,724.97	178,524.97	56 %	
Certification Fees	4020104002	0.00	300.00	250.00	1,690.00	0.00	2,240.00	2,240.00	0.00	2,240.00	2,240.00	0 %	
Examination Fees	4020203000	45,000.00	0.00	0.00	4,200.00	0.00	4,200.00	4,200.00	0.00	4,200.00	(40,800.00)	-91 %	
Income from Hostels/Dormitories and other Like facilities	4020213000	270,000.00	0.00	0.00	27,172.50	0.00	27,172.50	27,172.50	0.00	27,172.50	(242,827.50)	-90 %	
Other Fees	4020217099	0.00	0.00	0.00	0.00	0.00	0.00	0.00	0.00	0.00	0.00	0 %	
Others	4020221099	0.00	124,019.00	124,661.11	99,304.36	0.00	347,984.47	347,984.47	0.00	347,984.47	347,984.47	0 %	
Other Business Income	4020299099	2,000.00	33,328.00	37,000.00	43,600.00	0.00	113,928.00	40,628.00	71,500.00	112,128.00	111,928.00	5,596 %	
<b>Non-Revenue Collections/Other Receipts</b>		0.00	0.00	0.00	0.00	0.00	0.00	0.00	0.00	0.00	0.00	0 %	
<b>Cash Receipts</b>		0.00	0.00	0.00	0.00	0.00	0.00	0.00	0.00	0.00	0.00	0 %	
<b>Non-Tax</b>		0.00	0.00	0.00	0.00	0.00	0.00	0.00	0.00	0.00	0.00	0 %	
Examination Fees	4020203000	0.00	0.00	0.00	0.00	0.00	0.00	0.00	0.00	0.00	0.00	0 %	
Income from Hostels/Dormitories and other Like facilities	4020213000	0.00	0.00	0.00	0.00	0.00	0.00	0.00	0.00	0.00	0.00	0 %	
Others	4020221099	0.00	0.00	0.00	0.00	0.00	0.00	0.00	0.00	0.00	0.00	0 %	
Other Business Income	4020299099	0.00	0.00	0.00	0.00	0.00	0.00	0.00	0.00	0.00	0.00	0 %	
<b>TOTAL</b>		317,000.00	157,647.00	161,911.11	175,966.86	0.00	495,524.97	422,224.97	71,500.00	493,724.97	178,524.97	56 %	

**Certified Correct:**  
  
 LYNN L. DATAGANAN, CPA  
 Accountant II  
 Date: 10/25/22 22:10 PM

**Certified Correct:**  
  
 NORMA B. ABEZONJA  
 Budget Office II  
 Date: 10/25/22 10:30 PM

**Recommending Approval:**  
  
 LEONILA N. OYANGOREN, PHD  
 Supervising Administrative Officer  
 Date: 10/25/22 10:33 PM

**Approved By:**  
  
 RACHEL LUZ V. RICA, PHD  
 Campus Director  
 Date: 10/26/22 9:14 PM