


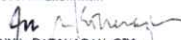
QUARTERLY PHYSICAL REPORT OF OPERATION


As of September 30, 2022

Department : Department of Science and Technology (DOST)
 Agency : Philippine Science High School System
 Operating Unit : Central Visayas Campus
 Organization Code (UACS) : 19 016 0900008

Particulars	UACS CODE	Physical Target (Budget Year)					Physical Accomplishment (Budget Year)					Variance	Remarks
		1st Quarter	2nd Quarter	3rd Quarter	4th Quarter	Total	1st Quarter	2nd Quarter	3rd Quarter	4th Quarter	Total		
1	2	3	4	5	6	7	8	9	10	11	12	13	14
SCIENCE, TECHNOLOGY, ENGINEERING AND MATHEMATICS	310100000000000												
OO: Increased competitiveness of Filipinos in Science and Engineering													
Outcome Indicators													
1. Percentage of PSHS graduates pursuing STEM courses				90%		90% (1,328/1,476)	NA	NA	97% (67/69)				
2. Percentage of winnings/awards/recognition from the total number of STEM-related international (ASEAN included) competitions participated by the PSHS Scholars				85%		85%	100%	161.54%	225% (18/8)				
3. Percentile of PSHS students in Math in the US-based Scholastic Aptitude Test (SAT)			80th percentile			80th percentile	No SAT yet	No SAT yet	63rd percentile				
Output Indicators													
1. Number of scholars supported				535		10,090	538	537	537				
2. Cohort survival rate: Percentage of scholars who advance to the succeeding grade level until they complete the 6-year scholarship period				90%		90% (1,328/1,476)	NA	98.89%	98.89% (89/90)				
3. Percentage of winnings, awards and recognition from total number of national and international competitions participated				85%		85%	62%	305.88%	100% (2/2)				
4. Rank of the campuses based on the overall UPCAT scores of the PSHS student-takers				Top 20		Top 20	No UPCA results yet	97th	No UPCA results yet				UPCA result
SCIENCE, TECHNOLOGY, ENGINEERING AND MATHEMATICS	310200000000000												
OO: Increased competitiveness of Filipinos in Science and Engineering													
Outcome Indicator													
1. Percentage of municipalities with applicants to the National Competitive Examination (NCE)					30%	30% (446 out of 1,468)	NA	NA	29.55% (39/132)				
Output Indicators													
1. Number of municipality recipients of promotional activities					64	64	NA	NA	76				
2. Percentage of freshmen who were able to get a General Weighted Average (GWA) of 2.5 or better in the second quarter of the school year			90%			90% (1,647/1,830)	99%	100%	100% (89/89)				

Prepared By: 
 NORINA B. ABEGONIA
 PLANNING OFFICER
 2022-10-20 08:16:32

In coordination with:

 LYNNEL DATANAGAN, CPA
 ACCOUNTANT II
 2022-10-20 08:18:32

Approved By: 
 RACHEL LUZ V. BION, PHD
 CAMPUS DIRECTOR
 2022-10-20 13:50:17