


Department : Department of Science and Technology (DOST)
 Agency/Entity : Philippine Science High School
 Operating Unit : Central Visayas Campus
 Organization Code (UAACS) : 19 016 090008
 Fund Cluster : 01 Regular Agency Fund


X	Current Year Appropriations
	Supplemental Appropriations
	Continuing Appropriations

(e.g. UAACS Fund Cluster: 01-Regular Agency Fund, 02-Foreign Assisted Projects Fund, 03-Special Account-Locally Funded/Domestic Grants Fund, and 04-Special Account-Foreign Assisted/Foreign Grants Fund)

Particulars	UAACS CODE	Appropriations					Allotments			Current Year Obligations					Current Year Disbursements					Balances				
		Authorized Appropriations	Adjustments/Transfer To/From, Modifications/Augmentations	Adjusted Appropriations	Allotments Received	Adjustments/Reduction From, Modifications/Augmentations	Transfer To	Transfer From	Adjusted Total Allotments	1st Quarter Ending March 31	2nd Quarter Ending June 30	3rd Quarter Ending Sept. 30	4th Quarter Ending Dec. 31	TOTAL	1st Quarter Ending March 31	2nd Quarter Ending June 30	3rd Quarter Ending Sept. 30	4th Quarter Ending Dec. 31	TOTAL	Unreleased Appro	Unobligated Allotments	Unpaid Obligations (15-20)=(23+24)		
																						Due and Demandable	Not Yet Due and Demandable	
1	2	3	4	5=(3+4)	6	7	8	9	10=[(6+)-(7)-8+9]	11	12	13	14	15=(11+12+13+14)	16	17	18	19	20=(16+17+18+19)	21	22	23	24	
PS		4,487,000.00	327,887.00	4,794,887.00	4,794,887.00	0.00	0.00	0.00	4,794,887.00	1,161,361.43	1,198,485.21	1,188,339.57	1,246,720.79	4,794,887.00	1,161,361.43	1,192,094.78	1,194,710.02	1,246,016.54	4,794,162.75	0.00	0.00	704.25	0.00	
Sub-Total II. Automatic Appropriations		4,487,000.00	327,887.00	4,794,887.00	4,794,887.00	0.00	0.00	0.00	4,794,887.00	1,161,361.43	1,198,485.21	1,188,339.57	1,246,720.79	4,794,887.00	1,161,361.43	1,192,094.78	1,194,710.02	1,246,016.54	4,794,162.75	0.00	0.00	704.25	0.00	
PS		4,487,000.00	327,887.00	4,794,887.00	4,794,887.00	0.00	0.00	0.00	4,794,887.00	1,161,361.43	1,198,485.21	1,188,339.57	1,246,720.79	4,794,887.00	1,161,361.43	1,192,094.78	1,194,710.02	1,246,016.54	4,794,162.75	0.00	0.00	704.25	0.00	
MOOE		0.00	0.00	0.00	0.00	0.00	0.00	0.00	0.00	0.00	0.00	0.00	0.00	0.00	0.00	0.00	0.00	0.00	0.00	0.00	0.00	0.00	0.00	0.00
FinEx		0.00	0.00	0.00	0.00	0.00	0.00	0.00	0.00	0.00	0.00	0.00	0.00	0.00	0.00	0.00	0.00	0.00	0.00	0.00	0.00	0.00	0.00	0.00
CD		0.00	0.00	0.00	0.00	0.00	0.00	0.00	0.00	0.00	0.00	0.00	0.00	0.00	0.00	0.00	0.00	0.00	0.00	0.00	0.00	0.00	0.00	0.00
III. Special Purpose Fund		0.00	1,376,249.00	1,376,249.00	0.00	1,376,249.00	0.00	0.00	1,376,249.00	0.00	0.00	1,376,248.50	0.00	1,376,248.50	0.00	0.00	1,337,853.00	16,792.00	1,354,645.00	0.00	0.50	21,603.50	0.00	
Miscellaneous Personnel Benefits Fund		0.00	1,376,249.00	1,376,249.00	0.00	1,376,249.00	0.00	0.00	1,376,249.00	0.00	0.00	1,376,248.50	0.00	1,376,248.50	0.00	0.00	1,337,853.00	16,792.00	1,354,645.00	0.00	0.50	21,603.50	0.00	
PS		0.00	1,376,249.00	1,376,249.00	0.00	1,376,249.00	0.00	0.00	1,376,249.00	0.00	0.00	1,376,248.50	0.00	1,376,248.50	0.00	0.00	1,337,853.00	16,792.00	1,354,645.00	0.00	0.50	21,603.50	0.00	
Sub-Total III. Special Purpose Fund		0.00	1,376,249.00	1,376,249.00	0.00	1,376,249.00	0.00	0.00	1,376,249.00	0.00	0.00	1,376,248.50	0.00	1,376,248.50	0.00	0.00	1,337,853.00	16,792.00	1,354,645.00	0.00	0.50	21,603.50	0.00	
PS		0.00	1,376,249.00	1,376,249.00	0.00	1,376,249.00	0.00	0.00	1,376,249.00	0.00	0.00	1,376,248.50	0.00	1,376,248.50	0.00	0.00	1,337,853.00	16,792.00	1,354,645.00	0.00	0.50	21,603.50	0.00	
MOOE		0.00	0.00	0.00	0.00	0.00	0.00	0.00	0.00	0.00	0.00	0.00	0.00	0.00	0.00	0.00	0.00	0.00	0.00	0.00	0.00	0.00	0.00	0.00
FinEx		0.00	0.00	0.00	0.00	0.00	0.00	0.00	0.00	0.00	0.00	0.00	0.00	0.00	0.00	0.00	0.00	0.00	0.00	0.00	0.00	0.00	0.00	0.00
CD		0.00	0.00	0.00	0.00	0.00	0.00	0.00	0.00	0.00	0.00	0.00	0.00	0.00	0.00	0.00	0.00	0.00	0.00	0.00	0.00	0.00	0.00	0.00
IV. Reversion of the Unobligated Allotments charged against F.A. Nos. 11465 and 11494		0.00	0.00	0.00	0.00	0.00	0.00	0.00	0.00	0.00	0.00	0.00	0.00	0.00	0.00	0.00	0.00	0.00	0.00	0.00	0.00	0.00	0.00	0.00
GRAND TOTAL		234,685,000.00	12,175,838.00	246,860,838.00	220,024,887.00	1,376,249.00	0.00	10,471,700.00	231,872,838.00	123,293,349.87	27,740,784.87	33,969,432.06	41,681,166.08	226,703,712.85	23,833,438.28	28,153,252.12	43,553,312.07	61,021,382.47	167,581,384.82	14,988,000.00	5,198,123.19	2,896,137.87	58,246,190.28	
PS		77,972,000.00	4,210,156.00	82,182,156.00	63,311,887.00	3,153,299.00	0.00	729,000.00	87,194,156.00	13,742,299.58	17,695,770.83	15,721,671.27	20,034,414.03	87,194,155.50	13,720,387.87	17,597,927.00	14,928,685.12	19,718,576.04	65,965,578.03	14,988,000.00	0.50	1,228,579.47	0.00	
MOOE		56,407,000.00	(34,320.00)	56,372,680.00	56,407,000.00	(1,777,020.00)	0.00	1,742,700.00	56,372,680.00	21,283,708.42	8,147,575.08	12,473,987.04	10,886,121.48	52,771,072.02	7,182,908.52	10,850,963.78	11,841,998.75	14,553,492.94	44,226,963.99	0.00	3,601,607.98	1,824,145.72	6,917,962.31	
CD		106,306,000.00	8,000,000.00	106,306,000.00	106,306,000.00	0.00	0.00	8,000,000.00	108,306,000.00	88,287,341.87	1,917,419.17	5,773,993.75	10,760,630.54	106,738,485.33	2,930,141.87	10,704,761.34	16,862,628.20	28,749,313.49	57,366,844.90	0.00	1,567,514.67	43,412.48	49,328,227.99	
Reclassification by DO:																								
I. Agency Specific Budget		215,230,000.00	9,904,449.00	225,134,449.00	215,230,000.00	1,376,249.00	0.00	8,528,200.00	225,134,449.00	122,131,988.44	25,596,016.83	31,471,254.49	41,039,535.26	220,238,795.02	22,672,078.83	37,961,157.36	41,347,319.22	58,423,127.93	160,403,861.34	0.00	4,895,653.98	2,944,573.42	58,890,540.28	
SCIENCE, TECHNOLOGY, ENGINEERING AND MATHEMATICS (STEM) SECONDARY EDUCATION ON SCHOLARSHIP BASIS PROGRAM		215,230,000.00	7,183,449.00	222,393,449.00	215,230,000.00	1,376,249.00	0.00	5,787,200.00	222,393,449.00	122,131,988.44	25,596,016.83	31,298,004.48	38,795,705.26	217,821,715.02	22,672,078.83	37,961,157.36	41,251,319.22	58,198,127.93	160,082,881.34	0.00	4,571,733.98	2,846,293.42	54,892,740.28	
SCIENCE, TECHNOLOGY, ENGINEERING AND MATHEMATICS (STEM) PROMOTION PROGRAM		0.00	2,741,000.00	2,741,000.00	0.00	0.00	0.00	2,741,000.00	2,741,000.00	0.00	0.00	173,250.00	2,243,830.00	2,417,080.00	0.00	0.00	96,000.00	225,000.00	321,000.00	0.00	323,920.00	98,280.00	1,997,800.00	




Certified Correct:
JANICE ALDEA S. CAMARILLO, CPA
Budget Officer II
Date: 2022-01-20 05:36:25

Certified Correct:

LYNN L. DATAGAN, CPA
Accountant II
Date: 2022-01-20 05:36:25

Recommending Approval:

LEON L. OYANGOREN, PHD
Supervising Administrative Officer
Date: 2022-01-20 06:13:31

Approved By:

RACHEL L. V. RICA, PHD
Campus Director
Date: 2022-01-20 06:27:27