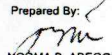




QUARTERLY PHYSICAL REPORT OF OPERATION
As of December 31, 2021

Department : Department of Science and Technology (DOST)
Agency : Philippine Science High School
Operating Unit : Central Visayas Campus
Organization Code (UACS) : 19 016 0900008

Particulars	UACS CODE	Physical Target (Budget Year)					Physical Accomplishment (Budget Year)					Variance	Remarks
		1st Quarter	2nd Quarter	3rd Quarter	4th Quarter	Total	1st Quarter	2nd Quarter	3rd Quarter	4th Quarter	Total		
1	2	3	4	5	6	7	8	9	10	11	12	13	14
SCIENCE, TECHNOLOGY, ENGINEERING AND MATHEMATICS	3101000000000000												
OO : Increased competitiveness of Filipinos in Science and Engineering													
Outcome Indicators													
1. Percentage of PSHS graduates pursuing STEM courses				90%		90%	NA	100%	N/A	No data yet			No graduates yet for SY 2021-2022
2. Percentage of winnings/awards/recognition from the total number of STEM-related international (ASEAN included) competitions participated by the PSHS Scholars				80%		80%	325%	NA	100%	None			
3. Percentile of PSHS students in Math in the US-based Scholastic Aptitude Test (SAT)			80th percentile			80th percentile	NA	NA	NA	No data yet			Awaiting for the results
Output Indicators													
1. Number of scholars supported			535			535	537	537	539	539			No. of scholars supported for SY 2021-2022
2. Cohort survival rate: Percentage of scholars who advance to the succeeding grade level until they complete the 6-year scholarship period				90%		90%	NA	97.78%	NA	97.78%			
3. Percentage of winnings, awards and recognition from total number of national and international competitions participated				80%		80%	150%	100%	150%	100%			7 winnings out of 7 contests
4. Rank of the campuses based on the overall UPCAT scores of the PSHS student-takers				Top 20		Top 20	NA	NA	Top 1	Top 1			Top 1 in UPCA 2021
SCIENCE, TECHNOLOGY, ENGINEERING AND MATHEMATICS	3102000000000000												
OO : Increased competitiveness of Filipinos in Science and Engineering													
Outcome Indicator													
1. Percentage of municipalities with applicants to the National Competitive Examination (NCE)				30%		30%	NA	NA	23%	64%			
Output Indicators													
1. Number of municipality recipients of promotional activities				64		64	NA	NA	31	107			
2. Percentage of freshmen who were able to get a General Weighted Average (GWA) of 2.5 or better in the second quarter of the school year				90%		90%	72.22%	94.44%	NA	94.44%			

Prepared By: 
NORMA B. ABEGONIA
Planning Officer
2022-01-18 16:03:34

In coordination with: 
JANICE AUREA S. CAMARILLO, CPA
Budget Officer II
2022-01-18 16:03:34

Approved By: 
RACHEL LUZ V. RICA, PhD
Campus Director
2022-01-18 16:13:24