



QUARTERLY PHYSICAL REPORT OF OPERATION


As of September 30, 2021

Department : Department of Science and Technology (DOST)
 Agency : Philippine Science High School
 Operating Unit : Central Visayas Campus
 Organization Code (UACS) : 19 016 0900008

Particulars	UACS CODE	Physical Target (Budget Year)					Physical Accomplishment (Budget Year)					Variance	Remarks
		1st Quarter	2nd Quarter	3rd Quarter	4th Quarter	Total	1st Quarter	2nd Quarter	3rd Quarter	4th Quarter	Total		
1	2	3	4	5	6	7	8	9	10	11	12	13	14
SCIENCE, TECHNOLOGY, ENGINEERING AND MATHEMATICS	310100000000000												
OO : Increased competitiveness of Filipinos in Science and Engineering													
Outcome Indicators													
1. Percentage of PSHS graduates pursuing STEM courses				90%		90%	NA	100%	N/A				No graduates yet for SY 2021-2022
2. Percentage of winnings/awards/recognition from the total number of STEM-related international (ASEAN included) competitions participated by the PSHS				80%		80%	325%	NA	100%				1 winning out of 1 contest
Scholars													
3. Percentile of PSHS students in Math in the US-based Scholastic Aptitude Test (SAT)				80th percentile		80th percentile	NA	NA	NA				To take SAT on Dec 2021 or March 2022
Output Indicators													
1. Number of scholars supported				535		535	537	537	539				No. of scholars supported for SY 2021-2022
2. Cohort survival rate: Percentage of scholars who advance to the succeeding grade level until they complete the 6-year scholarship period				90%		90%	NA	97.78%	NA				No graduates yet for SY 2021-2022
3. Percentage of winnings, awards and recognition from total number of national and international competitions participated				80%		80%	150%	100%	150%				3 winnings out of 2 contests
4. Rank of the campuses based on the overall UPCAT scores of the PSHS student-takers				Top 20		Top 20	NA	NA	Top 1				Top 1 in UPCA 2021
SCIENCE, TECHNOLOGY, ENGINEERING AND MATHEMATICS	310200000000000												
OO : Increased competitiveness of Filipinos in Science and Engineering													
Outcome Indicator													
1. Percentage of municipalities with applicants to the National Competitive Examination (NCE)				30%		30%	NA	NA	23%				Partial - NCE application still on-going
Output Indicators													
1. Number of municipality recipients of promotional activities				64		64	NA	NA	31				NCE Campaign still on-going
2. Percentage of freshmen who were able to get a General Weighted Average (GWA) of 2.5 or better in the second quarter of the school year				90%		90%	72.22%	94.44%	NA				No 2nd quarter exam yet for SY 2021-2022

Prepared By: 
 NORMA B. ABEGONIA
 Planning Officer
 2021-10-11 10:43:37

In coordination with: 
 JANICE AUREA S. CAMARILLO, CPA
 Budget Officer
 2021-10-11 10:43:37

Approved By: 
 RACHEL LUZ V. RICA, PHD
 Campus Director
 2021-10-11 11:57:51