



QUARTERLY PHYSICAL REPORT OF OPERATION


As of March 31, 2021

Department : Department of Science and Technology (DOST)  
 Agency : Philippine Science High School  
 Operating Unit : Central Visayas Campus  
 Organization Code (UACS) : 19 016 0900008

Particulars	UACS CODE	Physical Target (Budget Year)					Physical Accomplishment (Budget Year)					Variance	Remarks
		1st Quarter	2nd Quarter	3rd Quarter	4th Quarter	Total	1st Quarter	2nd Quarter	3rd Quarter	4th Quarter	Total		
1	2	3	4	5	6	7	8	9	10	11	12	13	14
SCIENCE, TECHNOLOGY, ENGINEERING AND MATHEMATICS	310100000000000												
OO : Increased competitiveness of Filipinos in Science and Engineering													
Outcome Indicators													
1. Percentage of PSHS graduates pursuing STEM courses				90%		90%	NA						No graduates yet for SY 2020-2021
2. Percentage of winnings/awards/recognition from the total number of STEM-related international (ASEAN included) competitions participated by the PSHS Scholars				80%		80%	325%						13 winnings out of 4 contests
3. Percentile of PSHS students in Math in the US-based Scholastic Aptitude Test (SAT)			80th percentile			80th percentile	NA						To take SAT on May 8
Output Indicators													
1. Number of scholars supported			535			535	537						
2. Cohort survival rate: Percentage of scholars who advance to the succeeding grade level until they complete the 6-year scholarship period				90%		90%	NA						No graduates yet for SY 2020-2021
3. Percentage of winnings, awards and recognition from total number of national and international competitions participated				80%		80%	150%						6 winnings out of 4 contests
4. Rank of the campuses based on the overall UPCAT scores of the PSHS student-takers				Top 20		Top 20	NA						No UPCAT
SCIENCE, TECHNOLOGY, ENGINEERING AND MATHEMATICS	310200000000000												
OO : Increased competitiveness of Filipinos in Science and Engineering													
Outcome Indicator													
1. Percentage of municipalities with applicants to the National Competitive Examination (NCE)				30%		30%	NA						No NCE yet
Output Indicators													
1. Number of municipality recipients of promotional activities				64		64	NA						No NCE yet
2. Percentage of freshmen who were able to get a General Weighted Average (GWA) of 2.5 or better in the second quarter of the school year				90%		90%	72.22%						65/90 freshmen have GWA of 2.50 or better and 25 freshmen still with pending GWA. With BOT Res. 2020-12-112, those with pending GWA will be given a chance to comply lacking requirements until the last day of the 3rd qtr. of the SY 2020-2021

Prepared By:  
  
 NORMA B. ABEGONIA  
 Planning Officer  
 2021-04-15 13:11:48

In coordination with:  
  
 LEONIL N. OYANGOREN, PhD  
 Supervising Administrative Officer  
 2021-04-15 13:11:48

Approved By:  
  
 RACHEL L. V. RICA, PhD  
 Campus Director  
 2021-04-15 13:18:13