




QUARTERLY PHYSICAL REPORT OF OPERATION
As of September 30, 2020

Department : Department of Science and Technology (DOST)
Agency : Philippine Science High School
Operating Unit : Central Visayas Campus
Organization Code (UACS) : 19 016 0900008

Particulars	UACS CODE	Physical Target (Budget Year)					Physical Accomplishment (Budget Year)					Variance	Remarks
		1st Quarter	2nd Quarter	3rd Quarter	4th Quarter	Total	1st Quarter	2nd Quarter	3rd Quarter	4th Quarter	Total		
1	2	3	4	5	6	7	8	9	10	11	12	13	14
SCIENCE, TECHNOLOGY, ENGINEERING AND MATHEMATICS	3101000000000												
OO : Increased competitiveness of Filipinos in Science and													
Outcome Indicators							0	0	0	0	0		
1. Percentage of PSHS graduates pursuing STEM courses			90th			90%	N/A	N/A	100%	0	0		100% based on initial data gathering (courses to take and universities to enrol) from graduates. But subject for validation from colleges/universities upon official enrolment since some students are still on the process of enrolment. Most contests are cancelled due to COVID-19
2. Percentage of winnings/awards/recognition from the total number of STEM-related international (ASEAN included) competitions participated by the PSHS					80%	80%	None	N/A	N/A	0	0		
Scholars							0	0	0	0	0		
3. Percentile of PSHS students in Math in the US-based Scholastic Aptitude Test (SAT)				80th percentile		80th percentile	N/A	N/A	N/A	0	0		SAT not taken yet
Output Indicators							0	0	0	0	0		
1. Number of scholars supported				9384 (SY 2020-2021)		9384 (SY 2020-2021)	N/A	N/A	538	0	0		SY 2020-2021 will begin in August 2020
2. Cohort survival rate: Percentage of scholars who advance to the succeeding grade level until they complete the 6-year scholarship period				90%		90%	N/A	90%	90%	0	0		Out of the 90 student entrants, 7 withdraw the scholarship and 2 were terminated. Therefore, 81 from the student entrants graduated this year, with 90% cohort survival rate
3. Percentage of winnings, awards and recognition from total number of national and international competitions participated			90th			90%	N/A	N/A	N/A	0	0		Cancellation of contests due to Covid-19
4. Rank of the campuses based on the overall UPCAT scores of the PSHS student-takers			Top 20			Top 20	N/A	97.64%	9th	0	0		
SCIENCE, TECHNOLOGY, ENGINEERING AND MATHEMATICS	3102000000000												
OO : Increased competitiveness of Filipinos in Science and													
Outcome Indicator							0	0	0	0	0		
1. Percentage of municipalities with applicants to the National Competitive Examination (NCE)					50%	50%	N/A	N/A	N/A	0	0		Final schedule of NCE to be determined
Output Indicators							0	0	0	0	0		
1. Number of municipality recipients of promotional activities					137	137	N/A	N/A	N/A	0	0		NCE campaign will be conducted through advertisement in radio stations, newspaper, tarpaulins, posters, social media, and official website. Municipalities will be visited if travel restrictions will be lifted
2. Percentage of freshmen who were able to get a General Weighted Average (GWA) of 2.5 or better in the second quarter of the school year			90%			90%	100% (SY 2019-2020)	100% (SY 2019-2020)	N/A	0	0		
							0	0	0	0	0		
							0	0	0	0	0		

Prepared By:

NORMA B. ABEGONIA
Planning Officer
Date: 2020-10-16 09:14:26.0

In coordination with:

LEONILA N. OYANGOREN, PHD
Supervisory Administrative Officer
Date: 2020-10-16 09:17:41.0

Approved By:

RACHEL LUZ V. RICAR, PHD
Campus Director III
Date: 2020-10-16 09:18:35.0