


Outcome Indicator												
1. Percentage of municipalities with applicants to the National Competitive Examination (NCE)												
				50%		50%	NA	NA				
Output Indicators												
1. Number of municipality recipients of promotional activities												
				126		137	NA	132				
2. Percentage of freshmen who were able to get a General Weighted Average (GWA) of 2.5 or better in the second quarter of the school year												
				85%		85%	NA	100%				


Prepared By:


NORMA B. ABEGONIA

Planning Services Head/Planning Officer

Date:


In coordination with:


LEONILA N. OYANGOREN

Financial Services Head/Budget Officer

Date:

Approved By:


RACHEL LUZ V. RICA, PhD

Agency Head/Department Secretary

Date: